







































## Complete Obrien Group Top Thickness & Profile Options *(Note special thicknesses in square edge also possible)*

Typically modern laminates will add 1-1.7mm to the thicknesses shown below, thus typically a 36mm substrate base will end up close to 38mm.

	Layup	Sq Edge	MR5	MR55	FR5	FR10	BN3	FR	Shark
18									
25									
32mm									
38mm									
50mm									
56mm									
62mm	